



## Meltham CE Primary School

### Foundation Stage Mathematical Support

There are many ways in which you can support your child's learning in mathematics. We teach 2 aspects of maths: number & numerical patterns. This is alongside teaching lots of practical aspects of maths where the children can apply their knowledge to real-life situations.

How can I help my child with their mathematical learning?

#### Songs and Rhymes

Singing songs and number rhymes are a great way to get your child familiar with numbers and the concept of counting. Songs such as; 5 currant buns, 12345 once I caught a fish alive, 10 green bottles & many other number songs can help children with their understanding of numbers and their order.





#### Numbers in the Environment

Numbers are everywhere and it is important that we create an awareness of this from an early age. Examples include; remote controls, clocks, registration plates, door numbers, supermarket price labels, etc. Encourage your child to spot, recognise and read numbers in the environment around them. Choose a different number each day/week and see how many times you can spot this number around your house or on the way to and from school.



#### Reading

Sharing books with your child is a great way to enhance their number skills. There are lots of books that are based around numbers, but any book can be used to benefit their counting skills. Count the objects on a page; what if one of the objects went missing, how many would there be? Can they identify the page number – which page number comes next? Here are some suggested books with number references: The Very Hungry Caterpillar by Eric Carle, Abigail by Catherine Rayner, Jasper' Beanstalk by Nick Butterworth and Mick Inkpen.



#### Counting

Count wherever you can! Count the pavement slabs on the way to school, count items in the supermarket, count steps as you go up or down. Accurate counting is a vital skill in everyday life. Practise counting numbers from 1-20 and as your child's confidence grows, try starting from different numbers "7, 8, 9, 10, 11 ...". Don't forget to practise counting

backwards, too! Count real objects around your home such as toys cars, lego bricks, pencils, shoes, etc. Try and stick to one type of object at a time and encourage your child to pick up or touch each object as they say each number name. Lots of modelling of these activities will help your child to improve their counting skills.



### Get messy!

These activities will help your child recognise numerals. Try forming numbers in sand with a stick or on a sheet of paper with finger paints. Using chalk outside on the pavement is also a brilliant way to encourage the mark making of numerals. Try forming numbers using modelling clay or playdoh or try using small objects such as pasta or buttons. These activities will help your child become familiar with numerals all whilst having fun!



Here is how we teach number formation. We form the numbers starting at the red dot:



### Shapes

Help your child recognise shapes in the environment around them. The first four 2D shapes we focus on are: square, circle, rectangle and triangle. We also teach 3D shapes including; cube, cuboid, cylinder, sphere and cone. Shapes are everywhere! Can your child spot a shape at home or out and about? Can they touch count how many sides a square has? Examples include: a photo frame, a table, a clock, a cereal box, a road sign etc.



### Cooking and baking


Cooking and baking is a great way for your child to apply their mathematical skills. This includes measuring and weighing for purpose and looking at quantities and amounts. Encourage them to read the numbers on the weighing scales. Which weighs more; the sugar or the flour? What time will be on the clock when the cake is baked? Additionally, include your child in the purchasing of ingredients. How much are the items? Which coins will we need?



### Patterns

Creating and continuing patterns is a brilliant way to help counting and shape recognition. Encourage your child to make patterns using various objects such as shapes, lego bricks,


different shaped pasta, etc. Alternatively, create a pattern for your child. Can they continue the pattern? Can they create a pattern for you to continue? Here are some examples:




### Subitising

Subitising is the ability to recognise an amount of objects without having to count the objects individually. Can your child recognise a number of items in different arrangements? A dice is a great way to help learn how to subitise. Here are some examples:

4 can look like this:



5 can look like this:



We hope you find these activities helpful! They are designed to be fun and engaging for your child as well as educational and purposeful. We would love to see pictures of your child engaging with the different activities so please feel free to tweet or email a picture to your class teacher!

The Foundation Stage team