

Welcome to Year Three



Introductory Meeting
16th September 2024

Who's who in Year 3?

Class 7 - Miss Jebson

Class 8 - Mrs. Myers

(Mon -Thurs)

Mrs.Haynes (Friday)

PE - Mr Kirk Jacobs Autumn 1 Monday

Mr Rick Fox Autumn 2

Tuesday am

Class 7 - Mrs Hudson: Art

Class 8 - Mrs Sanderson: PSHE and MyHappyMind

ETA: Miss Wood (mornings).

Miss Ingham



What does your child need to bring to school?

Coat and sturdy shoes, suitable for playtime and our daily run.
A jumper or cardigan to keep warm inside - please make sure everything is named.

Break time snack - fruit or vegetables from home
Money for tuck shop (Thursday).

Filled water bottles

Reading books and reading records need to be brought to school every day.

On PE days, they will need to come to school in their PE kit - please make sure they also bring a coat.

Rights

These are non-negotiable and will be consistent through the school.

- a) Everybody has a right to be safe.
- b) Children have a right to learn and teachers to teach.
- c) Everybody should be treated with respect and dignity.
- d) Property should be respected.

Good systems

Good Listening

- Look at the speaker
- Think about what is said
- Be still and peaceful



Good Playground Behaviour

- Kind words and kind actions
- Use empathy towards others
- Respect playground equipment
- Follow instructions of all adults
- No play fighting



Good Lining Up

- Stand peacefully
- Face the correct way
- Correct order
- Keep hands and feet to yourself



Good Sitting on a Chair

- Six legs
- Sit still
- Hands in laps or arms folded
- Keep hands and feet to yourself



Good Partner and Group Work

- Classroom voice
- Take turns
- Good listening
- Value each other



School Uniform

A guide to our school uniform.

- A red, black or royal blue sweatshirt or cardigan, plain or embroidered with the school logo.
- A plain white polo shirt.
- Plain grey or black trousers, shorts or skirt.
- Shoes must be practical and should be plain and black.
- Socks or tights should be school colours.
- In the warmer weather children may choose to wear school-style summer dresses in either blue or red.

P.E Kit.

Children should come to school wearing their P.E kit on the day of their P.E lesson.

- A plain white t-shirt (no logo).
- Plain dark shorts and/or jogging bottoms.
- A plain dark hoody.
- Black Trainers/pumps.
- No sports kits or branded clothing.

Forest School and Welly Days.

- Plain clothing suitable for outdoor work depending on the weather that day.
- A change of footwear. Clean pair for indoor, wellie Please make sure all your child's belongings are clearly named/labelled. with a plastic me in.

Forest School and Welly Days.

- Dark Plain clothing suitable for outdoor work depending on the weather that day.
- A change of footwear. Clean pair for indoor, wellies/old trainers for muddy outdoor work with a plastic/kit back to take dirty footwear home in.

General information.

- Foundation stage/KS1 need a school book bag.
- KS2 children can bring a small rucksack style bag.
- Long hair must be tied back at all times and no jewellery other than watches and earrings for pierced ears are allowed.
- If worn, 1 pair of earrings must be small, plain and flat which must be removed by the child before PE. Plastic retainers may be worn. In exceptional circumstance staff will provide children with tape to put over their studs. (all earrings must be removed before swimming in Year 4).
- If children have their ears pierced, we recommend it is done at the beginning of the summer holiday to allow them to heal.
- Children are not permitted to wear make-up or nail varnish
- No cropped tops to be worn in school (inc non-uniform days, forest school, clubs)

Daily Footwear





Matalan
£6-£8



Matalan
£6-£8



Adidas
£30



White Fox
£50



Matalan £12-£13



Nike over £50

Rewards

Verbal praise and smiles

Dojo points - individual and whole class rewards

Postcards and emails home

Friday Celebrations

Certificates for Maths, Arts, Writing,

Shining Stars and Christian Values awards

**Friendship
Forgiveness
Courage
Thankfulness
Compassion
Hope**

Name: _____

For showing our Christian Values this week
in school and living our school vision.

Meltham CE
From little sparkles to shining stars...

From little sparkles to shining stars....

Writer of The week

Effort and improvement this week,
producing excellent writing.

Meltham CE
Stand-out, Break-out, Shout-out

Maths Magician of the Week

Effort and improvement this week,
producing excellent maths work.

Presented to

Meltham CE
Stand-out, Break-out, Shout-out

CELEBRATIONS

CERTIFICATE

Awarded to...

who was chosen for their outstanding efforts in school.

Name: _____

Meltham CE
From little sparkles to shining stars...

Musician of the week

Name: _____

Meltham CE
From little sparkles to shining stars...

An Artist of Note

Awarded to
?


From little sparkles to shining stars...

Meltham CE
Stand-out, Break-out, Shout-out

Reading





Please continue to listen to your child read at home, ideally ten minutes a day and discuss the books they are reading.

Please could you help them to record their reading achievements at home in their reading record whenever you listen to your child read.



English

Lots of our English is taught using book study. We will read a variety of engaging books.



As a school, we are working to excite children about books and reading.

Phonics learning is essential to reading and spelling. We are continuing to use the Little Wandle phonics programme.

English


Spelling is taught weekly and includes the introduction of new spelling rules, practice of high frequency words and the learning of words from the statutory word list.

Handwriting is taught weekly to encourage correct letter formation and joins.

Homework may offer the opportunities to practise spellings and handwriting.

Grammar is also taught weekly and together with spelling will be tested regularly to inform teaching.

Maths



1.

| | | |
|----|---|---|
| 27 | | |
| 9 | 9 | 9 |

2.



| | | | |
|----|---|---|---|
| 28 | | | |
| 7 | 7 | 7 | 7 |

3.

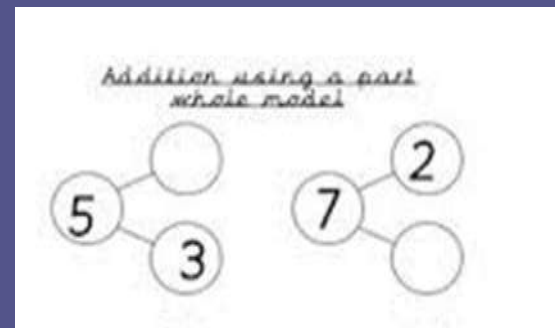
| | | | | | |
|----|----|----|----|----|----|
| 66 | | | | | |
| 11 | 11 | 11 | 11 | 11 | 11 |

4.

| | |
|-----|-----|
| 248 | |
| 124 | 124 |



| Thousands | Hundreds | Tens | Ones |
|-----------|----------|------|------|
| | | | |



Maths

Times tables learning - by the end of Year 3 children need to know their 2, 3, 4, 5, 8 and 10 tables up to 12x - Times Table Rockstars

Year 4 times table test

Intelligent practice

You can also help your children practise telling the time.



This Year's Topics

History

Chronological study: Stone Age to Iron Age
The Romans in Britain



Geography

The British Isles and English Counties
Comparing Yorkshire and Cornwall

Science

Light

Rocks including fossils

Forces and Magnets

Animals including Humans

Plants



Our School Vision

This is what we want for our children, to flourish and be the best they can be when they leave us at the end of Year 6

It is underpinned by the story of King David which the children will come to know

King David has humble beginnings as a shepherd and he was known for his creativity and courage

He achieved great things through courage, compassion, patience and determination

He had to **STANDOUT**, **BREAKOUT** and **SHOUTOUT** to do this



From little sparkles to shining stars
We stand out, breakout and shoutout
Growing in confidence to make a difference.



Smart phones and WhatsApp

In recent years we have seen an enormous increase in the number of issues brought into school as a direct result of the use of mobile phones and messaging apps, such as Snapchat and Whatsapp. This has had a detrimental effect on the emotional and mental health of many of our children; we have seen a rise in negative behaviours and this of course impacts upon teaching and learning. Members of staff have seen, and had to deal with incidents which include:

- Verbal abuse over Whatsapp and Snapchat including extreme swearing, sexualised language and racism
- Children adding older siblings, friends to groups without others' consent sometimes resulting in name calling, swearing at the highest level, racism, threatening language, extreme sexual language
- The sending of innocuous memes to individuals and groups which have been misunderstood
- Children writing messages and then removing them and denying their existence
- Children spreading hearsay, rumours that are partly true or secrets that have been shared privately on

WhatsApp

Some of the above incidents have resulted in:




- Children not wanting to come to school due to being scared, worried (Emotion based school avoidance)
- Children sharing with staff that they feel a pressure to respond to messages or be part of a group
- Children being made fun of because they don't have a phone, an app or a particular game
- Children being tempted to bring their phones to school (without permission) or using their phones in school creating safeguarding risks
- Arguments and fallouts being transferred into school, sometimes resulting in fallouts, confrontations, further cross words and breaking of long standing friendship groups
- Parents messaging each other and falling out
- Parents seeking advice on how to sort out phone arguments or fallouts or asking staff to resolve problems
- Valuable teaching and learning time lost whilst SLT, teachers and support staff address problems from outside school time
- The involvement of the police and on rare occasions, the involvement of social services

<https://www.melthamceschool.co.uk/page/smartphone-pledge/148864>

Children and social media.



What are the internet safety ABCs?

| | | |
|---|--|---|
|  <p>Activate</p> |  <p>Balance</p> |  <p>Check</p> |
| <p>Activate parental controls</p> <p>Use the controls and tools available from broadband providers, online platforms and apps to install safe search settings, block inappropriate content and prevent contact from strangers.</p> | <p>Balance screen time</p> <p>Agree a good balance for your children's screen time, taking education and leisure content into account. Encourage active screen time over passive and consider setting limits for the total hours spent online each day.</p> | <p>Check and chat</p> <p>Check which apps your children use and the relevant age limits for each platform. And talk regularly about online safety and what they might come across so you can work together to manage any risks and keep online experiences positive.</p> |

<https://www.internetmatters.org/resources/abc-online-safety-checklist/>

Communication with School

Feel free to email us, our contact details are on the school website.

If you wish to speak to your child's teacher by phone, please call after 3:30 pm.

Details about formal parents evening will be provided at a later date.

Any Questions?